

Cal State **Fullerton**

# HHD Extramural Funding Summary 2023-24 FY

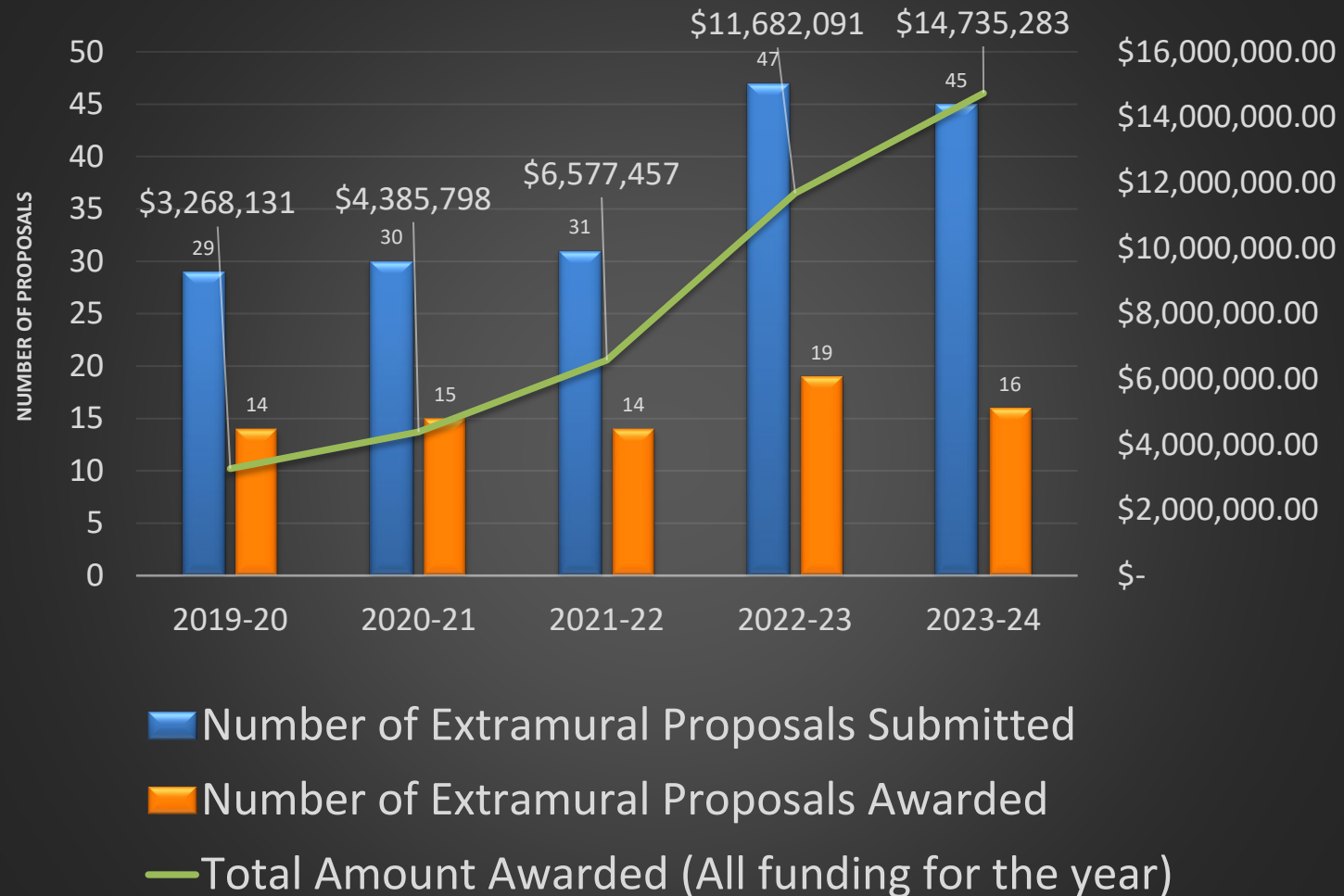
Lisa Lopez, Ph.D.

Senior Research Development Officer



## Number of Submitted / Awarded Proposals Per Year & Total Amount Awarded

### 5 Year Comparison (July 1 - June 30)



Total Amount Awarded  
includes both New and  
Continuing Awards

New: \$4.139 M  
Continuing: \$10.596 M

## Awarded Proposals

July 1, 2023 - June 30, 2024

Total Funds Awarded to HHD	
Federal	\$2,866,502.00
State	\$6,770,944.50
Local	\$18,421.00
Non-Profit/Private	\$5,079,415.00
For-Profit	\$0.00
	<b>\$14,735,282.50</b>

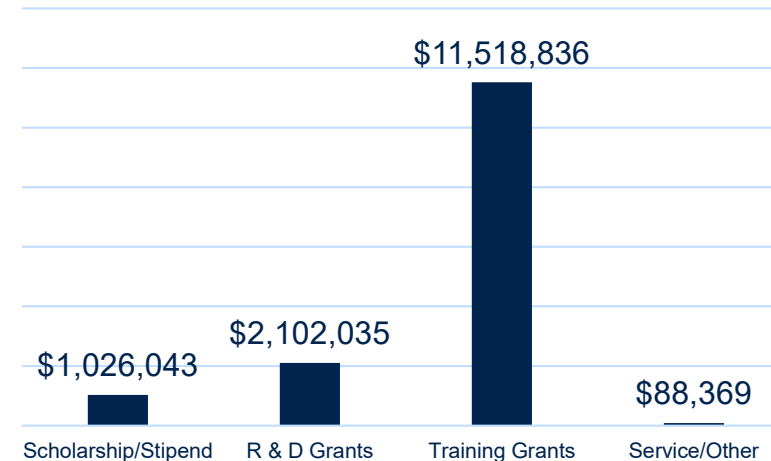
Total Amount Awarded includes both New and Continuing Awards

Total Awards: 28  
New Awards: 17  
Continuing Awards: 11

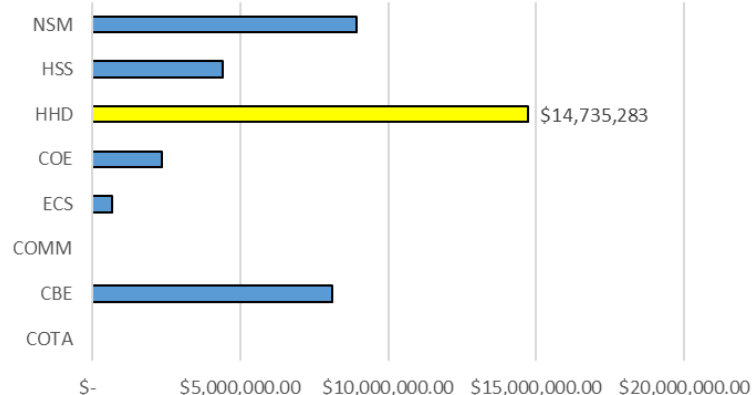
**Scholarship/Stipend** – These grants/contracts only fund student support.  
**R & D Grants** – Research & Development grants fund typical research projects.  
**Training Grants** – These grants fund programmatic activities which may or may not also include scholarship/stipends to students.  
**Service/Other** – Funding supports projects that serve the community or specific entity and are not considered research; other types of funding not falling within the other categories is included here.

\$14,000,000.00  
 \$12,000,000.00  
 \$10,000,000.00  
 \$8,000,000.00  
 \$6,000,000.00  
 \$4,000,000.00  
 \$2,000,000.00  
 \$0.00

## Amount Awarded by Project Type



## Awarded Dollars by College 2023-24



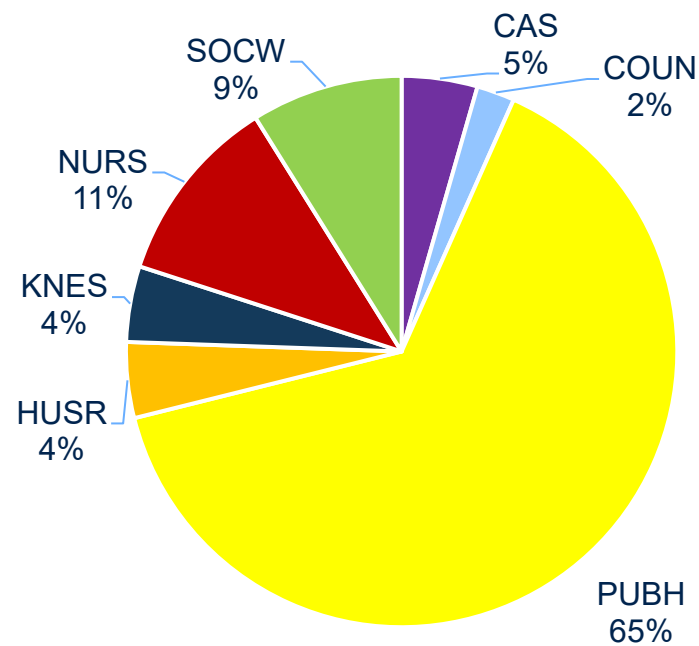
## Amount Awarded by Department

CAS	\$ 175,000
COUN	\$ 5,000
HUSR	\$ 88,369
KNES	\$ -
NURS	\$ 1,929,260
PUBH	\$ 4,962,458
SOCW	\$ 7,575,196

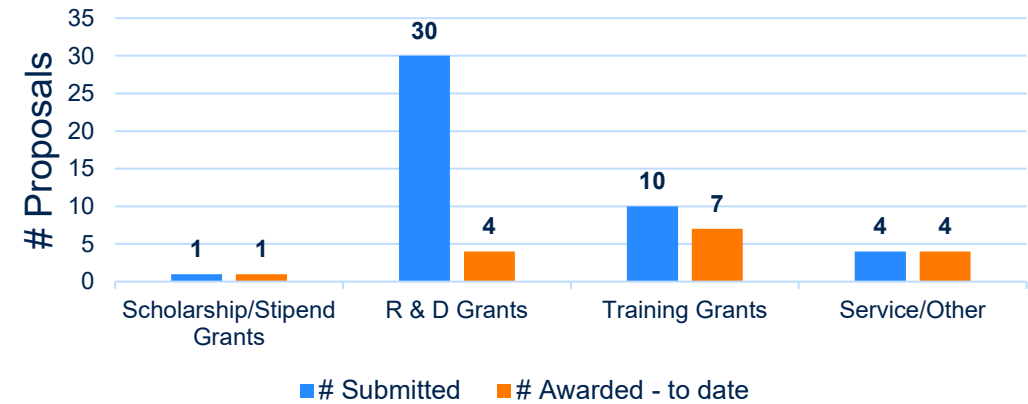
# Proposals Submitted

## July 1, 2023 - June 30, 2024

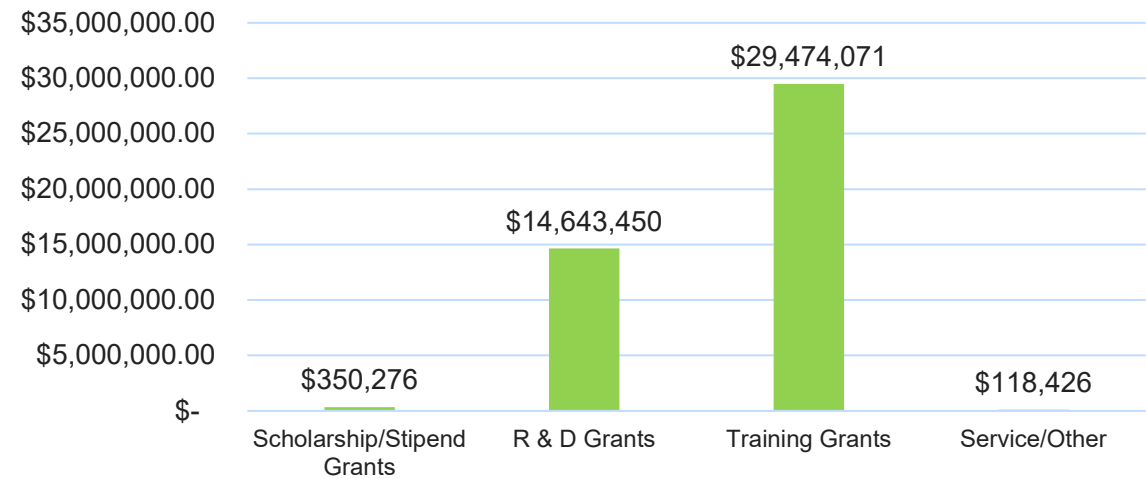
Breakdown of Proposals (45) Submitted by Department



Proposals Submitted/Awarded by Project Type



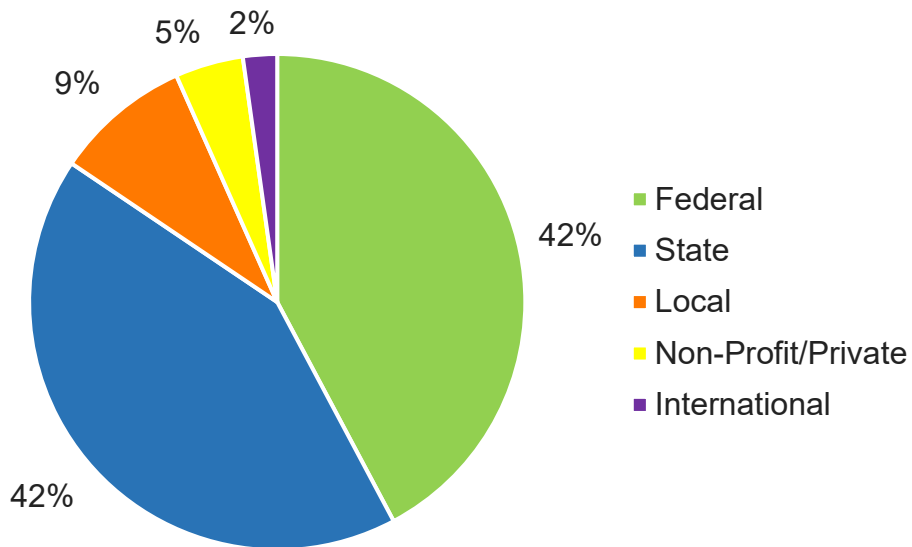
Amount Requested Breakdown by Project Type (\$44,586,223)



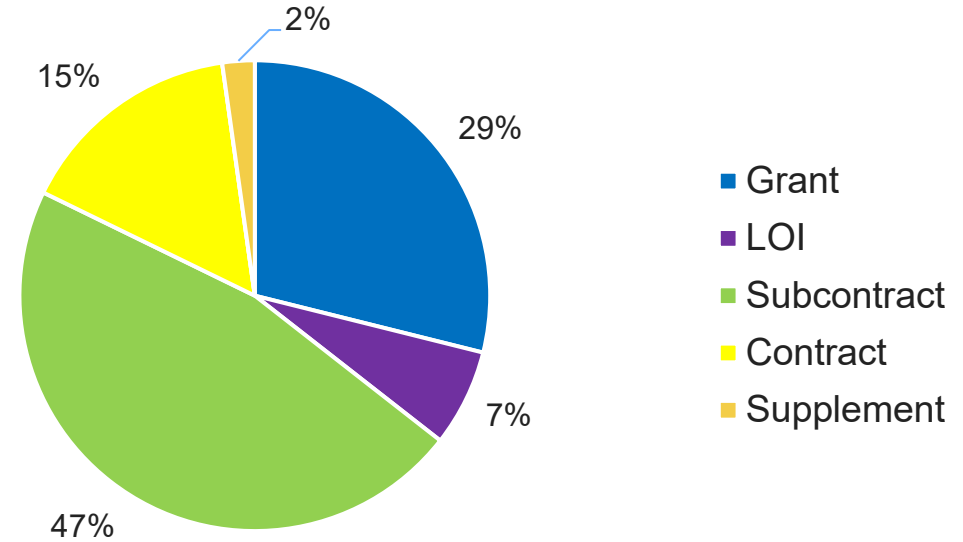
## What Types of Proposals Are Submitted?

July 1, 2023 - June 30, 2024

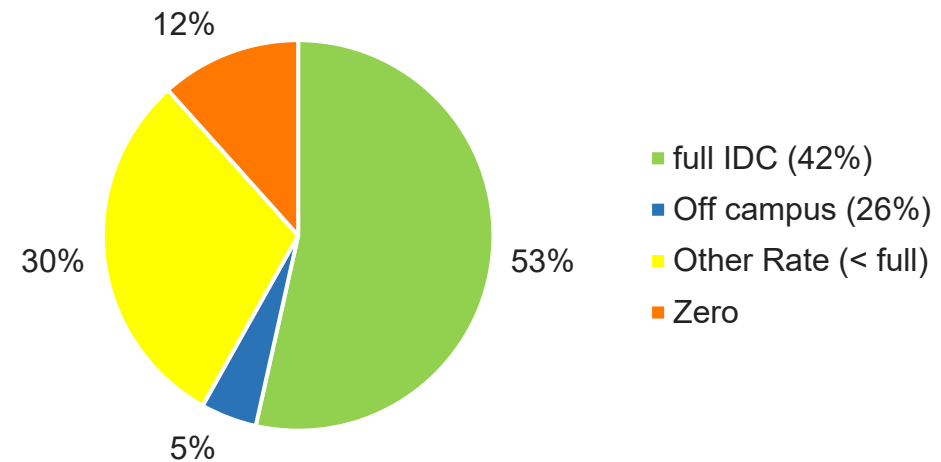
### Proposals Submitted by Sponsor Type



### Types of Proposals Submitted

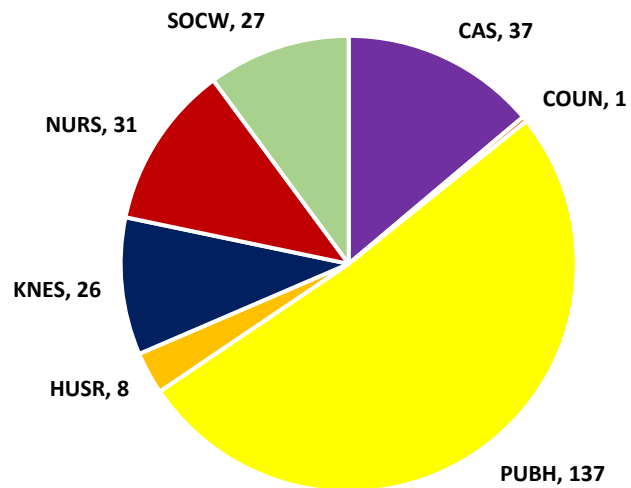


### HHD IDC Requested

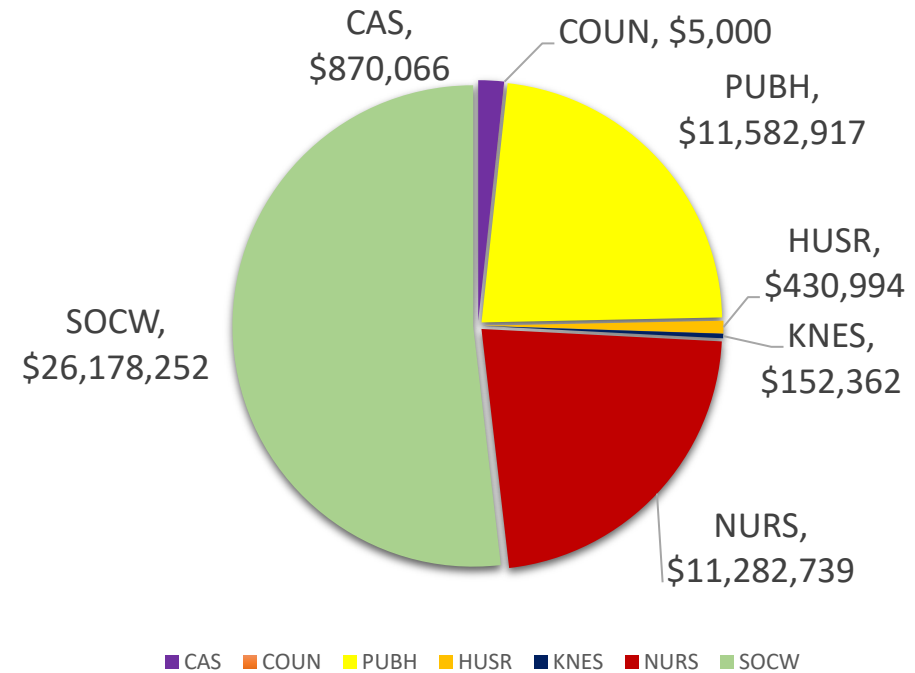


## Historical Data 2017 - 2024

Number of Proposal Submissions by Department/School  
Since 2017



Amount Awarded By Department - Since 2017



Breakdown of Awards By Sponsor Type - Since 2017

Federal	\$27,091,869.00
State	\$16,479,716.50
Local	\$996,566.00
Non-Profit/Private	\$5,929,348.00
For Profit	\$0.00
	<b>\$50,497,500</b>