










1. Compared to other masters degree counseling students that you have hired, CSUF students' overall educational preparation is:

| | | Response Percent | Response Count |
|--------------------------|---|------------------|----------------|
| Very poor | | 0.0% | 0 |
| Poor | | 0.0% | 0 |
| Average |  | 29.4% | 5 |
| Above Average |  | 41.2% | 7 |
| Excellent |  | 29.4% | 5 |
| answered question | | | 17 |
| skipped question | | | 0 |




2. Compared to other masters degree counseling students that you have hired, CSUF students' clinical ability is




| | | Response Percent | Response Count |
|--------------------------|---|------------------|----------------|
| Very poor | | 0.0% | 0 |
| Poor | | 0.0% | 0 |
| Average |  | 23.5% | 4 |
| Above Average |  | 47.1% | 8 |
| Excellent |  | 29.4% | 5 |
| answered question | | | 17 |
| skipped question | | | 0 |

3. Compared to other masters degree counseling students that you have hired, CSUF students' ethical behavior is

| | | Response Percent | Response Count |
|--------------------------|---|------------------|----------------|
| Very poor | | 0.0% | 0 |
| Poor | | 0.0% | 0 |
| Average |  | 11.8% | 2 |
| Above Average |  | 47.1% | 8 |
| Excellent |  | 41.2% | 7 |
| answered question | | | 17 |
| skipped question | | | 0 |

4. Your perception of support that students received from CSUF faculty

| | | Response Percent | Response Count |
|--------------------------|---|------------------|----------------|
| Very poor | | 0.0% | 0 |
| Poor | | 0.0% | 0 |
| Average |  | 29.4% | 5 |
| Above Average |  | 23.5% | 4 |
| Excellent |  | 47.1% | 8 |
| answered question | | | 17 |
| skipped question | | | 0 |

| 5. The reputation of the CSUF Counseling program is | | | |
|---|---|------------------|----------------|
| | | Response Percent | Response Count |
| Very Poor | | 0.0% | 0 |
| Poor | | 0.0% | 0 |
| Average |  | 23.5% | 4 |
| Above Average |  | 47.1% | 8 |
| Excellent |  | 29.4% | 5 |
| answered question | | | 17 |
| skipped question | | | 0 |

| 6. Suggestions for program improvement: | | Response Count |
|---|--|----------------|
| | | 4 |
| answered question | | 4 |
| skipped question | | 13 |

| 7. Other ideas or comments: | | Response Count |
|-----------------------------|--|----------------|
| | | 1 |
| answered question | | 1 |
| skipped question | | 16 |

| 6. Suggestions for program improvement: | | |
|---|---|----------------------|
| | Response Text | |
| 1 | interns to be more knowledgeable of diagnoses and interventions. Increase skillset for clinical presentation and documentation. | Oct 26, 2010 8:20 PM |

6. Suggestions for program improvement:

| Response Text | | |
|---------------|---|-----------------------|
| 2 | Giving students more current info on criteria for diagnoses, such as Bipolar Disorder in children | Oct 26, 2010 8:37 PM |
| 3 | N/A | Oct 26, 2010 10:21 PM |
| 4 | reduce the number of pages to be completed by the Intern site. | Oct 26, 2010 11:14 PM |

7. Other ideas or comments:

| Response Text | | |
|---------------|-----|-----------------------|
| 1 | N/A | Oct 26, 2010 10:21 PM |