


















1. What is your current age?

		Response Percent	Response Count
20-25		3.2%	5
26-30		22.3%	35
31-35		22.9%	36
36-40		15.9%	25
41-45		9.6%	15
46-50		5.7%	9
51-55		8.3%	13
56+		12.1%	19
answered question			157
skipped question			0





2. Gender

		Response Percent	Response Count
Male		9.6%	15
Female		89.8%	141
Transgendered		0.6%	1
answered question			157
skipped question			0

3. Ethnicity

		Response Percent	Response Count
Caucasian/Euro-American		51.0%	80
Hispanic/Latina/o		21.7%	34
Black/African American		1.9%	3
Asian/Pacific Islander		12.7%	20
Multiethnic		6.4%	10
Other		6.4%	10
		answered question	157
		skipped question	0















4. Employment Status

		Response Percent	Response Count
Full-Time		64.3%	99
Part-Time		26.6%	41
Retired		0.6%	1
Unemployed		8.4%	13
		answered question	154
		skipped question	3

5. If you are employed, please list your job title and describe your position:

	Response Count
	132
answered question	132
skipped question	25







6. If you are employed, select all that apply.

		Response Percent	Response Count
Community Counseling		37.0%	51
Elementary or Secondary Counseling		13.8%	19
College/University Counseling Center		5.1%	7
College/University Faculty		4.3%	6
Community/Junior College		1.4%	2
Veteran's Hospital		0.7%	1
HMO		0.0%	0
General Hospital		0.7%	1
Psychiatric Hospital		1.4%	2
Other Inpatient Facility		4.3%	6
Criminal Justice		3.6%	5
Outpatient Clinic		13.8%	19
Independent Practice		19.6%	27
Other Mental Health Position		13.0%	18
Other Non-Mental Health position (please specify)		22.5%	31







answered question 138

skipped question 19











7. Licenses, Credentials, and Certifications-select all that apply

		Response Percent	Response Count
Nationally Certified Counselor		1.3%	2
Licensed Marriage and Family Therapist		20.3%	31
Licensed Professional Clinical Counselor		4.6%	7
California Pupil Personnel Services Credential		0.7%	1
Other		30.1%	46
None		50.3%	77
		answered question	153
		skipped question	4

8. Please identify the organizations to which you belong.

		Response Percent	Response Count
CAMFT		67.3%	103
CALPCC		0.7%	1
ACA		11.8%	18
AAMFT		5.2%	8
Other		13.1%	20
None		22.9%	35
answered question			153
skipped question			4

9. Date of graduation from CSUF




		Response Percent	Response Count
Prior to 2005		6.9%	10
2005		3.5%	5
2006		4.2%	6
2007		8.3%	12
2008		12.5%	18
2009		6.3%	9
2010		14.6%	21
2011		11.1%	16
2012		11.8%	17
2013		20.8%	30
answered question			144
skipped question			13

10. How would you rate your preparation at CSUF in each of the following areas?



	Excellent	Good	Fair	Poor	Did not take this class.	Rating Count
COUN 500 The Counseling Profession	45.8% (66)	40.3% (58)	11.1% (16)	2.1% (3)	0.7% (1)	144
COUN 502 Career & Lifestyle Development	32.6% (47)	38.9% (56)	19.4% (28)	3.5% (5)	5.6% (8)	144
COUN 511 Pre-practicum	69.4% (100)	25.0% (36)	4.2% (6)	0.7% (1)	0.7% (1)	144
COUN 518 Human Development & Functioning	47.2% (68)	42.4% (61)	8.3% (12)	0.7% (1)	1.4% (2)	144
COUN 520 Modes of Individual Counseling	66.0% (95)	24.3% (35)	8.3% (12)	0.7% (1)	0.7% (1)	144
COUN 521 Human Inquiry	35.4% (51)	38.9% (56)	7.6% (11)	2.1% (3)	16.0% (23)	144
COUN 522 Techniques of Brief Treatment/Assessment	56.3% (81)	34.7% (50)	2.8% (4)	1.4% (2)	4.9% (7)	144
COUN 523 Counseling & Culture	58.3% (84)	29.9% (43)	10.4% (15)	1.4% (2)	0.0% (0)	144
COUN 524 Child & Adolescent Counseling	54.2% (78)	25.7% (37)	4.2% (6)	1.4% (2)	14.6% (21)	144
COUN 525 Psychopharmacology	42.4% (61)	32.6% (47)	6.3% (9)	0.7% (1)	18.1% (26)	144
COUN 526 Law & Ethics	59.7% (86)	36.8% (53)	3.5% (5)	0.0% (0)	0.0% (0)	144
COUN 527 Systems of Family Counseling	50.0% (72)	36.8% (53)	10.4% (15)	2.1% (3)	0.7% (1)	144
COUN 528 Group	70.1% (101)	20.1% (29)	6.9% (10)	2.1% (3)	0.7% (1)	144
COUN 530 Practicum	77.8% (112)	19.4% (28)	2.1% (3)	0.7% (1)	0.0% (0)	144
COUN 535 Addictions	31.9% (46)	24.3% (35)	14.6% (21)	4.2% (6)	25.0% (36)	144
COUN 560 Psychological Testing	37.5% (54)	38.2% (55)	16.0% (23)	2.1% (3)	6.3% (9)	144
COUN 562 Couples	63.2% (91)	28.5% (41)	4.9% (7)	2.1% (3)	1.4% (2)	144
COUN 584 Advanced Practicum	74.3% (107)	21.5% (31)	1.4% (2)	0.0% (0)	2.8% (4)	144
COUN 590 Advanced Techniques	52.8% (76)	24.3% (35)	2.8% (4)	0.7% (1)	19.4% (28)	144

COUN 597 Final Project	59.7% (86)	31.9% (46)	8.3% (12)	0.0% (0)	0.0% (0)	144
answered question						144
skipped question						13

11. How would you rate your education and overall experiences in the CSUF Counseling Program?

		Response Percent	Response Count
Excellent		72.9%	105
Good		26.4%	38
Fair		0.7%	1
Poor		0.0%	0
answered question			144
skipped question			13

12. Would you recommend the CSUF Counseling Program to others?

		Response Percent	Response Count
Yes		98.6%	142
No		1.4%	2
answered question			144
skipped question			13

13. Did the program adequately prepare you to pass the clinical licensing exam?

		Response Percent	Response Count
I have not taken the exam.		75.7%	109
I took the exam and passed the first time.		20.1%	29
I took the exam twice and passed.		2.1%	3
I took the exam more than two times and passed		0.0%	0
I have not yet passed the exam, but have taken it.		2.1%	3
		answered question	144
		skipped question	13

14. Looking back, what were the best things about your classes/degree program at CSUF?

	Response Count
	120
answered question	120
skipped question	37

15. Looking back, what changes would you suggest in the classes/degree program at CSUF?

	Response Count
	107
answered question	107
skipped question	50